



# A Lock Box to Secure Emergency Keys

A Lock Box provides a safe way for first responders to enter your home without breaking the door open. It unlocks with **the 4-digit code that you supplied** to us, and can store up to 5 spare keys for emergency use.

## How to unlock the box



Write down your 4-digit code in the provided space



Rotate the dials downward until your code is displayed. Pull the cover open towards you.


**If you need to change the 4-digit code, call us and we'll help you do so.**

## Where to hang the Lock Box

The Lock Box can be attached anywhere that is secure and accessible. We recommend hanging it at an entrance, or any of the locations below.



Front Door



Back Door



Security Gate

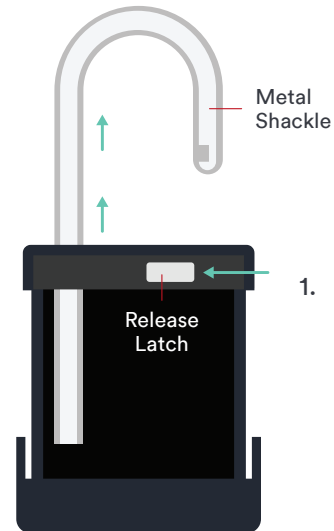


Tool Shed

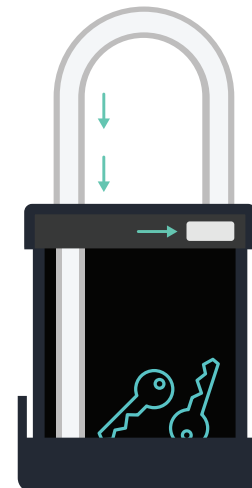


Water Spigot

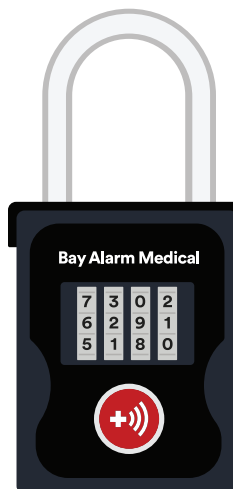
## How to secure the lock



1. Open the Lock Box. Slide the **Release Latch** to the left & hold it there. Pull up the **metal shackle**.



2. Fasten the metal shackle through a **door handle**. With Lock Box still open, **store the emergency keys**.



3. Close Lock Box. Secure it by **jumbling up the dials**. Give it a firm jiggle to make sure all is locked.